


---

**Download**



[Email Postcard Template For Mac](#)

# Property Information



## Address, City

Insert property information and description. For advanced features or learn more visit [www.TurnKeyFlyers.com](http://www.TurnKeyFlyers.com)... Insert property information and description. For advanced features or learn more visit [www.TurnKeyFlyers.com](http://www.TurnKeyFlyers.com)... Insert property information and description. For advanced features or learn more visit [www.TurnKeyFlyers.com](http://www.TurnKeyFlyers.com)... Insert property information and description. For advanced features or learn more visit [www.TurnKeyFlyers.com](http://www.TurnKeyFlyers.com)...

Property Highlights  
Bedrooms:  
Bathrooms:  
Sq/Ft  
Features

Offered at \$000,000



**Agent Name, Title**

Company  
Phone  
Fax  
Cell  
Email  
#



website

---

**Download**



---

Step 3: Start The Mail Merge Before starting the Mail Merge, in this step you would also create your postcard design.. For this example we already have a list to merge Here's what our example list looks like in Excel: Pretty simple, huh? After selecting a list option, click the "Next" option at the bottom of the wizard.

1. [every door direct mail postcard template](#)
2. [email postcard template free](#)



Notice that the field names are the same as each cell in the first row of our spread sheet.. Click on each image below to enlarge it in a new tab or window Step 1: Download The Four-of-a-Kind Postcard Template First we'll need to download the.. Our FREE Postcard Templates Come in Different File Types for Fast Editing File Preparation is Easy with Prepress Services at UPrinting.. In the Main Menu at the top of the window, go to: Tools > Mailings and Catalogs > Mail Merge A Mail Merge wizard will appear on the left side of your window (unless you have moved your wizard window to another place).. Create beautiful and responsive HTML email templates for newsletters in minutes, with and drag and drop online builder and ready-made design and code.

## **every door direct mail postcard template**

every door direct mail postcard template, email postcard template, email postcard template free [Available for download pdf One Year After A John Matherson Novel](#)

Use the green Download button on the right of the page to start the download Step 2: Open Template In Microsoft Publisher® Open the template in Microsoft Publisher® (some may have opened automatically).. In order to keep the focus on Mail Merging for this post, we're going to skip the whole design step and move right on to creating the Mail Merge.. To preview what the fields will look like, simply click outside of the text box and the first recipient will be displayed.. This wizard will help guide you through your Mail Merge The first step is to choose whether you have a list to merge already or if you want to make a new one (or if you want to use your Outlook contacts). [Hp Officejet 4200 Series Software For Mac](#)

# Property Information



## Address, City

Insert property information and description. For advanced features or learn more visit [www.TurnKeyFlyers.com](http://www.TurnKeyFlyers.com)... Insert property information and description. For advanced features or learn more visit [www.TurnKeyFlyers.com](http://www.TurnKeyFlyers.com)... Insert property information and description. For advanced features or learn more visit [www.TurnKeyFlyers.com](http://www.TurnKeyFlyers.com)... Insert property information and description. For advanced features or learn more visit [www.TurnKeyFlyers.com](http://www.TurnKeyFlyers.com)...

Property Highlights  
Bedrooms:  
Bathrooms:  
Sq/Ft  
Features

Offered at \$000,000



**Agent Name, Title**

Company  
Phone  
Fax  
Cell  
Email  
#



website

[Bryce Gilmore Geometry Of Markets Pdf Editor](#)

email postcard template free

---

[Solo Antivirus download free](#)

By simply double clicking on one of the field names, Microsoft Publisher® creates a text box for you and inserts the field name into it.. Now your wizard should be displaying the field names you have available from your list. [Dragon Nest Bikini Patch](#)

[Home Heart Monitor](#)

Microsoft Publisher® was created to, well, Publish It is also created with the purpose of printing one thing to multiple times on the same sheet of paper.. Best email tracking tools for outlook on mac It is generally easier to do a Mail Merge in Microsoft Publisher® than trying to use Microsoft Word® to mail merge.. You can view other recipients by using the navigation in the highlighted area of the image below.. Step 4: Print The Mail Merge Once you're satisfied with the field placements, you can either export the document out into a new document or print from the current one.. With the Four-of-a-Kind template, we're already set up to print four postcards onto one sheet! If you've been with the blog for a while you may recognize some of these names from the.. Continue to add field names to this text box by double clicking on each You can add spaces and punctuation between and around the field names.. com For this post we're going to be printing addresses onto postcards We'll be using the Four-of-a-Kind template, but these steps will work for any kind of mail merge. ae05505a44 [Objekt Desktop Pro Stardock kostenlose Vollversion herunterladen](#)

ae05505a44

[Rhinoceros 6.22.20028 Download Free](#)